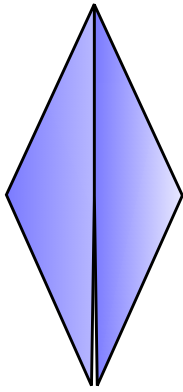
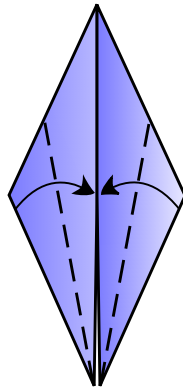


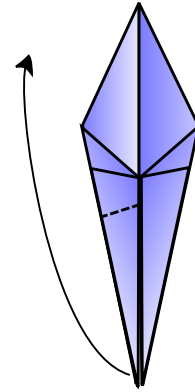
Crane (Traditional)



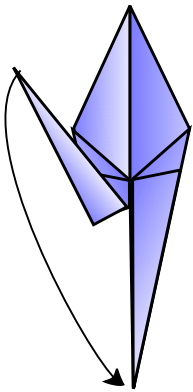
1. Start with a bird base with the open ends down.



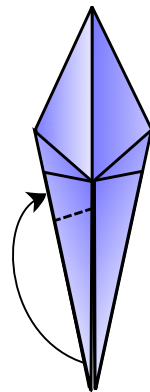
2. Fold the indicated edges to the center line. Repeat behind.



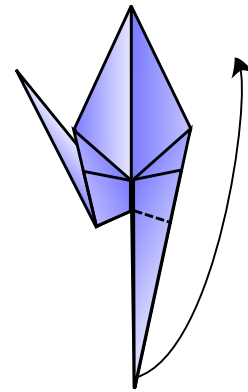
3. Fold the point up as indicated (see next step for result)



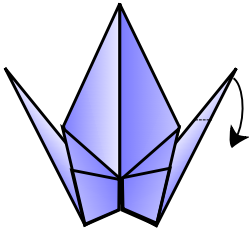
4. Unfold.



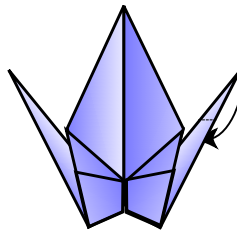
5. Reverse fold along the crease formed in previous two steps.



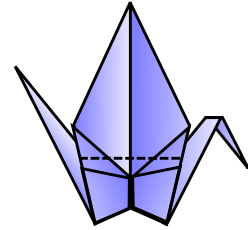
6. Repeat steps 3 to 5 on the other side.



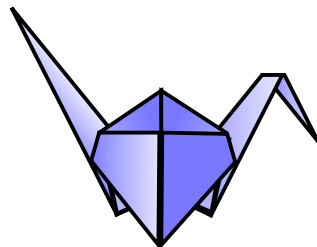
7. Fold and unfold



8. Reverse fold to form the head



9. Fold the wings down on both sides to complete the model.



Finished!

Diagrams by Steve Bondy
<http://stevespaper.ca>



Creative Commons Share-alike